

Plugs and Sockets SolConeX & CES

Series 8570, 8571, 8575, 8581



www.stahl.de



10343E00

- > Various versions
 - Extra-low voltage up to 16 A
 - 16, 32, 125 A
- > Large handle, can be locked in position 0 and I
- > Clear switch position indication
- > Optimal contact by means of self-cleaning laminated contacts
- > Low plugging and pulling forces through individually encapsulated pins, flexibly embedded
- > With motor switching capacity AC-3 acc. to IEC 60947-3
- > Optional auxiliary contacts for control and signalling purposes
- > IP66 in any application position

E3



The plugs and sockets Series SolConeX and CES from R. STAHL offer the full program for the application range from 16 A to 125 A. An important safety criterion is a reliable load disconnect switch with a large, highly visible handle. Plugging in and unplugging is done easily and safely in 0 position. The plug and sockets comply with IEC/EN 60309-1/-2/-4 (CEE), IEC/EN 60079-0, IEC/EN 60079-1 and IEC/EN 60079-7. The ability to plug the Ex-plug in non-Ex-sockets is guaranteed, while operation of the Ex-socket using a non-Ex-plug is reliably prevented.

	ATEX / IECEx						NEC 505						NEC 506						NEC 500															
	0	1	2	20	21	22	Class I			Class II			Class III			Class I		Class II		Class III														
8575, 8581: For use in		x	x				Zone	0	1	2	20	21	22	8575, 8581: For use in		x ^{*)}	x ^{*)}		x ^{*)}	x ^{*)}	Division	1	2	1	2	1	2	8575, 8581: For use in		x ^{*)}	x ^{*)}		x ^{*)}	x ^{*)}
8570, 8571: For use in		x	x		x	x	8570, 8571: For use in		x	x						x	x				8570, 8571: For use in		x	x	x	x	x			x	x	x	x	x

^{*)} Canada





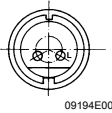

WebCode 8570A

Plugs and Sockets SolConeX & CES

Series 8570, 8571, 8575, 8581

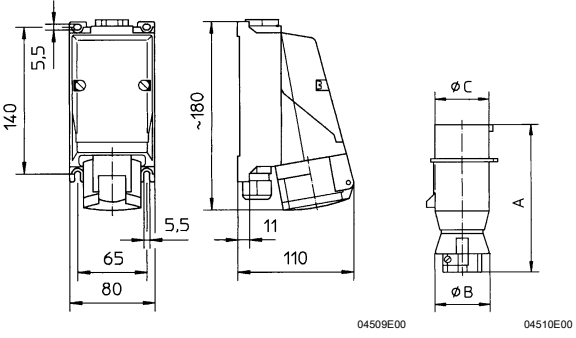


Selection Table

Version	No. of poles	Voltage [V]	Colour code	Frequency Hz	h	Order number	Weight kg	
CES 16 A extra-low voltage socket  01657E00	 06193E00 2 P	20 ... 25	violet	50 and 60	--	8575/13-100	0.920	
		40 ... 50	light grey	50 and 60	12	8575/13-110	0.920	
	 06199E00 3 P	20 ... 25	violet	50 and 60	--	8575/13-200	0.940	
		40 ... 50	light grey	50 and 60	12	8575/13-212	0.940	
	CES 16 A extra-low voltage plug  10372E00	 09194E00 2 P	20 ... 25	violet	50 and 60	--	8575/12-100	0.220
			40 ... 50	light grey	50 and 60	12	8575/12-110	0.220
 09193E00 3 P		20 ... 25	violet	50 and 60	--	8575/12-200	0.230	
		40 ... 50	light grey	50 and 60	12	8575/12-212	0.220	

Dimensional Drawings (All Dimensions in mm) - Subject to Alterations

Type	A	B	C
8575/12-1.. (16 A, 2 P)	140	53.0	42.0
8575/12-2.. (16 A, 3 P)	140	53.0	42.0



8575/13-...
CES 16 A extra-low voltage small socket



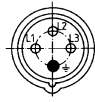

8575/12-...
CES 16 A extra-low voltage plug

Plugs and Sockets SolConeX & CES

Series 8570, 8571, 8575, 8581



Selection Table

Version	No. of poles	Voltage [V]	Colour code	Frequency Hz	h	Order number	Weight kg
SolConeX 16 A switch socket 	 06190E00 3 P (2 P + PE)	≥50	green	>300-500 ^{*)}	2	8570/11-302	1.120
		50 ... 110	light grey	DC	3	8570/11-303	1.120
		100 ... 130	yellow	50 and 60	4	8570/11-304	1.120
		200 ... 250	blue	50 and 60	6	8570/11-306	1.120
		277 ... 277	light grey	60	5	8570/11-305	1.120
		380 ... 415	red	50 and 60	9	8570/11-309	1.120
		480 ... 500	black	50 and 60	7	8570/11-307	1.120
	 06556E00 4 P (3 P + PE)	≥50	green	>300-500 ^{*)}	2	8570/11-402	1.350
		>50	green	100-300 ^{*)}	10	8570/11-410	1.350
		100 ... 130	yellow	50 and 60	4	8570/11-404	1.350
		200 ... 250	blue	50 and 60	9	8570/11-409	1.350
		380 ... 415	red	50 and 60	6	8570/11-406	1.350
		380 ... 380	red	50	3	8570/11-403	1.350
		440 ... 460	red	60	11	8570/11-411	1.350
		480 ... 500	black	50 and 60	7	8570/11-407	1.350
		600 ... 690	black	50 and 60	5	8570/11-405	1.350
		 06555E00 5 P (3 P + N + PE)	57 / 100 ... 75 / 130	yellow	50 and 60	4	8570/11-504
	120 / 208 ... 144 / 250		blue	50 and 60	9	8570/11-509	1.450
	200 / 346 ... 240 / 415		red	50 and 60	6	8570/11-506	1.450
	230 / 400		red	50	3	8570/11-503	1.450
	250 / 440 ... 265 / 460		red	60	11	8570/11-511	1.450
277 / 480 ... 288 / 500	black		50 and 60	7	8570/11-507	1.450	
347 / 600 ... 400 / 690	black		50 and 60	5	8570/11-505	1.450	





E3

Plugs and Sockets SolConeX & CES

Series 8570, 8571, 8575, 8581

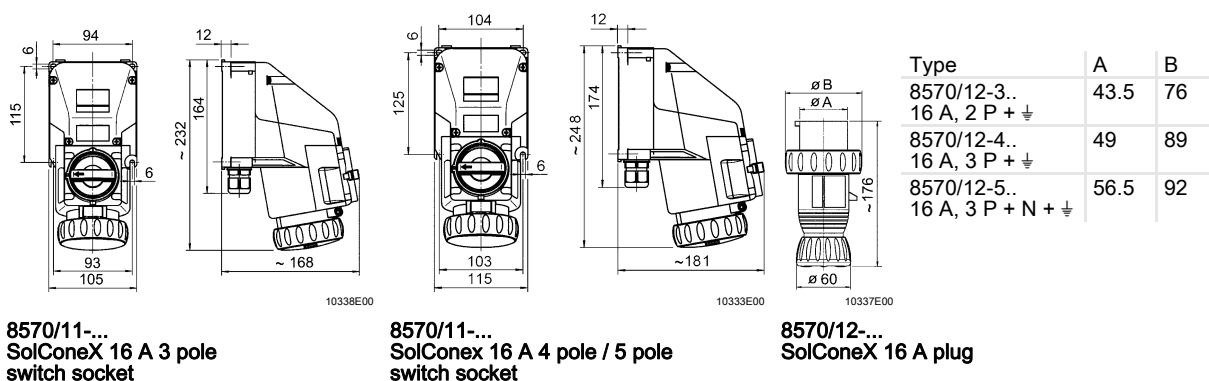


Selection Table

Version	No. of poles	Voltage [V]	Colour code	Frequency Hz	h	Order number	Weight kg
 10329E00	 09195E00 3 P (2 P + PE)	≥50	green	>300-500 ^{*)}	2	8570/12-302	0.310
		50 ... 110	light grey	DC	3	8570/12-303	0.310
		100 ... 130	yellow	50 and 60	4	8570/12-304	0.420
		380 ... 415	red	50 and 60	9	8570/12-309	0.310
		200 ... 250	blue	50 and 60	6	8570/12-306	0.420
		277 ... 277	light grey	60	5	8570/12-305	0.310
		480 ... 500	black	50 and 60	7	8570/12-307	0.310
	 09191E00 4 P (3 P + PE)	>50	green	100-300 ^{*)}	10	8570/12-410	0.380
		≥50	green	>300-500 ^{*)}	2	8570/12-402	0.380
		100 ... 130	yellow	50 and 60	4	8570/12-404	0.380
		200 ... 250	blue	50 and 60	9	8570/12-409	0.380
		380	red	50	3	8570/12-403	0.380
		380 ... 415	red	50 and 60	6	8570/12-406	0.380
		440 ... 460	red	60	11	8570/12-411	0.380
		480 ... 500	black	50 and 60	7	8570/12-407	0.380
	 09196E00 5 P (3 P + N + PE)	600 ... 690	black	50 and 60	5	8570/12-405	0.380
		220 / 380	red	50	3	8570/12-503	0.450
		120 / 208 ... 144 / 250	blue	50 and 60	9	8570/12-509	0.430
		200 / 346 ... 240 / 415	red	50 and 60	6	8570/12-506	0.430
		57 / 100 ... 75 / 130	yellow	50 and 60	4	8570/12-504	0.450
250 / 440 ... 265 / 460		red	60	11	8570/12-511	0.430	
277 / 480 ... 288 / 500		black	50 and 60	7	8570/12-507	0.430	
347 / 600 ... 400 / 690	black	50 and 60	5	8570/12-505	0.430		

* All number of poles: All nominal operating voltages and/or frequencies not covered by other arrangements have the position of the earth contact sleeve 1 h.

Dimensional Drawings (All Dimensions in mm) - Subject to Alterations









Plugs and Sockets SolConeX & CES

Series 8570, 8571, 8575, 8581

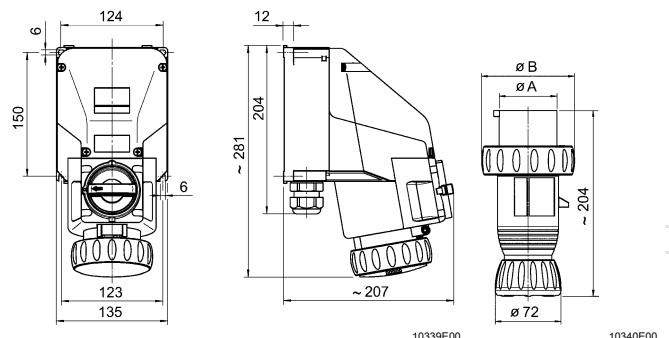


Selection Table

Version	No. of poles	Voltage [V]	Colour code	Frequency Hz	h	Order number	Weight kg
SolConeX 32 A switch socket  10324E00	4 P (3 P + \perp)  06556E00	≥50	green	100-300**)	10	8571/11-410	2.200
		200 ... 250	blue	50 and 60	9	8571/11-409	2.200
		380 ... 415	red	50 and 60	6	8571/11-406	2.200
		440 ... 460	red	60	11	8571/11-411	2.200
		480 ... 500	black	50 and 60	7	8571/11-407	2.200
		600 ... 690	black	50 and 60	5	8571/11-405	2.200
	5 P (3 P + N + \perp)  06555E00	220 / 380	red	50	3	8571/11-503	2.200
		57 / 100 ... 75 / 130	yellow	50 and 60	4	8571/11-504	2.200
		120 / 208 ... 144 / 250	blue	50 and 60	9	8571/11-509	2.200
		200 / 346 ... 240 / 415	red	50 and 60	6	8571/11-506	2.200
		250 / 440 ... 265 / 460	red	60	11	8571/11-511	2.200
		277 / 480 ... 288 / 500	black	50 and 60	7	8571/11-507	2.200
		347 / 600 ... 400 / 690	black	50 and 60	5	8571/11-505	2.200
		SolConeX 32 A plug  10324E00	4 P (3 P + \perp)  09191E00	≥50	green	100-300**)	10
200 ... 250	blue	50 and 60		9	8571/12-409	0.500	
380 ... 415	red	50 and 60		6	8571/12-406	0.500	
440 ... 460	red	60		11	8571/12-411	0.500	
480 ... 500	black	50 and 60		7	8571/12-407	0.500	
600 ... 690	black	50 and 60		5	8571/12-405	0.500	
5 P (3 P + N + \perp)  09196E00	120 / 208 ... 144 / 250	blue	50 and 60	9	8571/12-509	0.600	
	200 / 346 ... 240 / 415	red	50 and 60	6	8571/12-506	0.600	
	250 / 440 ... 265 / 460	red	60	11	8571/12-511	0.600	
	277 / 480 ... 288 / 500	black	50 and 60	7	8571/12-507	0.600	
	347 / 600 ... 400 / 690	black	50 and 60	5	8571/12-505	0.600	
	220 / 380	red	50	3	8571/12-503	0.600	
	57 / 100 ... 75 / 130	yellow	50 and 60	4	8571/12-504	0.600	

* All number of poles: All nominal operating voltages and/or frequencies not covered by other arrangements have the position of the earth contact sleeve 1 h.

Dimensional Drawings (All Dimensions in mm) - Subject to Alterations



8571/11-...
SolConeX 32 A switch socket

8571/12-...
SolConeX 32 A plug







Type	A	B
8571/12-4.. (32 A, 3 P + \perp)	57	99
8571/12-5.. (32 A, 3 P + N + \perp)	63.4	102

Plugs and Sockets SolConeX & CES

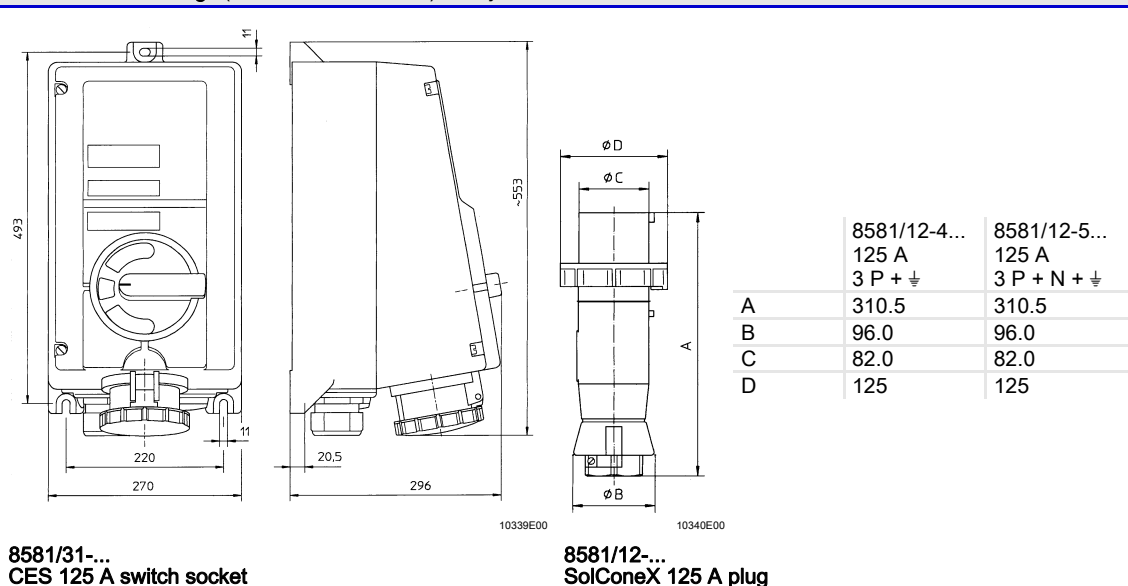
Series 8570, 8571, 8575, 8581



Selection Table

Version	No. of poles	Voltage [V]	Colour code	Frequency Hz	h	Order number	Weight kg		
CES 125 A switch socket  01678E00	 06556E00 4 P (3 P + PE)	200 ... 250	blue	50 and 60	9	8581/31-409	21.400		
		380 ... 415	red	50 and 60	6	8581/31-406	21.400		
		480 ... 500	black	50 and 60	7	8581/31-407	21.400		
		600 ... 690	black	50 and 60	5	8581/31-405-S011	21.400		
	 06555E00 5 P (3 P + N + PE)	200 / 346 ...	red	50 and 60	6	8581/31-506	21.400		
		240 / 415							
		277 / 480 ...	black	50 and 60	7	8581/31-507	21.400		
		288 / 500							
		CES 125 A plug  02231E00	 09191E00 4 P (3 P + PE)	200 ... 250	blue	50 and 60	9	8581/12-409	1.280
				380 ... 415	red	50 and 60	6	8581/12-406	1.280
480 ... 500	black			50 and 60	7	8581/12-407	1.280		
 09196E00 5 P (3 P + N + PE)	200 / 346 ...		red	50 and 60	6	8581/12-506	1.380		
	240 / 415								
		277 / 480 ...	black	50 and 60	7	8581/12-507	1.380		
		288 / 500							

Dimensional drawings (all dimensions in mm) - subject to alterations



Plugs and Sockets SolConeX & CES

Series 8570, 8571, 8575, 8581



Explosion Protection		
Device version		
	CES 16 A extra-low voltage	SolConeX 16 A
Marking		
Version	Socket 8575/13, Plug 8575/12	Socket 8570/11, Plug 8570/12
Global (IECEX)		
Gas and dust		IECEX PTB 05.0023 Ex d e IIC T6 (Ta = -30 ... +55 °C) with intrinsically safe auxiliary contacts: Ex d e [ia] IIC T6 (Ta = -30 ... +55 °C) Ex tD A21 IP66 T80°C (Ta = -30 ... +55 °C)
Europe (ATEX)		
Gas and dust	PTB 01 ATEX 1044 ⊕ II 2 G Ex de IIC T6 (Ta = -30 ... +45°C)	PTB 03 ATEX 1227 ⊕ II 2 G Ex d e IIC T6 (Ta = -30 ... +55 °C) with intrinsically safe auxiliary contacts: ⊕ II 2 G Ex d e [ia] IIC T6 (Ta = -30 ... +55 °C) ⊕ II 2 D Ex tD A21 IP66 T80°C (Ta = -30 ... +55 °C)
Certifications and certificates		
Certificates	ATEX, Brazil (INMETRO), China (CQST Ex), Kazakhstan (TR), Russia (TR), Ukraine (TR), Belarus (TR)	IECEX, ATEX, Brazil (INMETRO), China (China-Ex), India (PESO), Canada (CSA), Kazakhstan (TR), Korea (KCs), Russia (TR), Taiwan (ITRI), Ukraine (TR), USA (FM), Belarus (TR)
Explosion Protection		
Device version		
	SolConeX 32 A	CES 125 A
Marking		
Version	Socket 8571/11, Plug 8571/12	Socket 8581/31, Plug 8581/12
Global (IECEX)		
Gas and dust	IECEX PTB 05.0024 Ex d e IIC T6 (Ta = -30 ... +40 °C) Ex d e IIC T5 (Ta = -30 ... +55 °C) with intrinsically safe auxiliary contacts: Ex d e [ia] IIC T6 (Ta = -30 ... +40 °C) Ex d e [ia] IIC T5 (Ta = -30 ... +55 °C) Ex tD A21 IP66 T75°C (Ta = -30 ... +55 °C) Ex tD A21 IP66 T60°C (Ta = -30 ... +40 °C)	IECEX PTB 06.0034 Ex d e IIC T6 (Ta = -30 ...+40 °C) Ex d e IIC T5 (Ta = -30 ...+45 °C) with intrinsically safe auxiliary contacts: Ex d e [ib] IIC T6 (Ta = -30 ...+40 °C) Ex d e [ib] IIC T5 (Ta = -30 ...+45 °C) Ex tD A21 IP66 T65 °C (Ta = -30 ... +40 °C) Ex tD A21 IP66 T75 °C (Ta = -30 ... +45 °C)
Europe (ATEX)		
Gas and dust	PTB 04 ATEX 1060 ⊕ II 2 G Ex d e IIC T6 (Ta = -30 ... +40 °C) ⊕ II 2 G Ex d e IIC T5 (Ta = -30 ... +55 °C) with intrinsically safe auxiliary contacts: ⊕ II 2 G Ex d e [ia] IIC T6 (Ta = -30 ... +40 °C) ⊕ II 2 G Ex d e [ia] IIC T5 (Ta = -30 ... +55 °C) ⊕ II 2 D Ex tD A21 IP66 T75°C (Ta = -30 ... +55 °C) ⊕ II 2 D Ex tD A21 IP66 T60°C (Ta = -30 ... +40 °C)	PTB 01 ATEX 1161 ⊕ II 2 G Ex de IIC T6 (Ta = -30 ...+40 °C) ⊕ II 2 G Ex de IIC T5 (Ta = -30 ...+45 °C) with intrinsically safe auxiliary contacts: ⊕ II 2 G Ex de [ib] IIC T6 (Ta = -30 ...+40 °C) ⊕ II 2 G Ex de [ib] IIC T5 (Ta = -30 ...+45 °C) ⊕ II 2 D Ex tD A21 IP66 T65 °C (Ta = -30 ... +40 °C) ⊕ II 2 D Ex tD A21 IP66 T75 °C (Ta = -30 ... +45 °C)
Certifications and certificates		
Certificates	IECEX, ATEX, Brazil (INMETRO), China (China-Ex), India (PESO), Canada (CSA), Kazakhstan (TR), Korea (KCs), Russia (TR), Taiwan (ITRI), Ukraine (TR), USA (FM), Belarus (TR)	IECEX, ATEX, Russia (TR), Belarus (TR), Canada (cFMus), USA (FM) on request

E3

Plugs and Sockets SolConeX & CES

Series 8570, 8571, 8575, 8581



Technical Data

Device version	CES 16 A extra-low voltage	SolConeX 16 A
Electrical data		
Version	Socket 8575/13, Plug 8575/12	Socket 8570/11, Plug 8570/12
Rated operational voltage		
Main contacts	max. 50 V	max. 690 V AC / max. 110 V DC
Auxiliary contacts	--	max. 500 V AC / max. 110 V DC
Rated operational current		
Main contacts	16 A	16 A
Auxiliary contacts	--	max. 6 A
Switching capacity	AC-3: 50 V, 16 A	Main contacts: AC-3: 690 V, 16 A 4 kW 220 V / 230 V / 240 V 7.5 kW 380 V / 400 V / 415 V / 500 V 11 kW 600 V / 690 V DC-1: 110 V, 16 A Auxiliary contacts: AC-15: 500 V, max. 1250 VA AC-15: 230 V, max. 1380 VA AC-12: 500 V, max. 3000 VA DC-13: 110 V, 110 W
Short-circuit protection		
Without thermal protection	max. 16 A gG	max. 16 A gG
With thermal protection	max. 35 A gG	max. 35 A gG
Interlocked switch	3 pole, with normally closed contacts (NC)	max. 4 pole switch 2 optional auxiliary contacts ON - delayed, OFF - advanced)
Ambient conditions		
Version	Socket 8575/13, Plug 8575/12	Socket 8570/11, Plug 8570/12
Ambient temperature	see explosion protection data -45 C° on request (internal lubrication using silicone grease)	see explosion protection data -50 C° on request (internal lubrication using silicone grease)
Mechanical data		
Version	Socket 8575/13	Socket 8570/11
Degree of protection	IP54 acc. to IEC/EN 60529	IP66 acc. to IEC/EN 60529
Enclosure material	polyester resin, glass fibre reinforced	polyamide, glass fibre reinforced
Switching handle	--	can be locked in 0 and I positions
Version	Plug 8575/12	Plug 8570/12
Degree of protection	IP54 acc. to IEC/EN 60529	IP66 acc. to IEC/EN 60529
Enclosure material	polyamide	polyamide, glass fibre reinforced
Mounting / Installation		
Version	Socket 8575/13	Socket 8570/11
Connection terminal	2 x 4 mm ² , additional slide-in terminal block with 2 supporting terminals for each 2 x 4 mm ²	2 x 1.5 ... 6 mm ² solid 2 x 1.5 ... 4 mm ² finely-stranded
Cable entries		
Cable gland	1 x M25 x 1.5 (positioning on the top is also possible, according to the order)	1 x M25 x 1.5 (positioning on the top or at the side, according to the order)
Stopping plug	1 x M25 x 1.5	1 x M25 x 1.5
Version	Plug 8575/12	Plug 8570/12
Terminals	4 mm ²	1 x 1.5 ... 4 mm ² finely stranded
Cable entries	11 ... 21 mm cable diameter	8 ... 20 mm cable diameter

Plugs and Sockets SolConeX & CES

Series 8570, 8571, 8575, 8581



Technical Data		
Device version		
	SolConeX 32 A	CES 125 A
Electrical data		
Version	Socket 8571/11, Plug 8571/12	Socket 8581/31, Plug 8581/12
Rated operational voltage		
Main contacts	max. 690 V AC max. 110 V DC	max. 690 V
Auxiliary contacts	max. 500 V AC / max. 110 V DC	250 V AC / DC 400 V AC, for equal potential of both contacts 500 V AC, when 1 NC + 1 NO and the same potential of both contacts is used
Rated operational current		
Main contacts	32 A	max. 125 A
Auxiliary contacts	max. 6 A	max. 6 A
Switching capacity	Main contacts: AC-3: 690 V, 32 A 7.5 kW: 220 V / 230 V / 240 V 15 kW: 380 V / 400 V / 415 V 30 kW: 600 V / 690 V Auxiliary contacts: AC-15: 500 V, max. 1250 VA AC-15: 230 V, max. 1380 VA AC-12: 500 V, max. 3000 VA DC-13: 110 V, 110 W	AC-3: 690 V, 125 A AC-23: 690 V, 125 A
Short-circuit protection		
Without thermal protection	35 A gG	max. 125 A gG acc. to IEC/EN 60269-2
With thermal protection	63 A gG	max. 160 A gG acc. to IEC/EN 60269-2
Interlocked switch	max. 4 pole switch 2 optional auxiliary contacts (ON - delayed, OFF - advanced)	3 pole switch with isolating characteristics 1 auxiliary contact (ON - delayed, OFF - advanced)
Ambient conditions		
Version	Socket 8571/11, Plug 8571/12	Socket 8581/31, Plug 8581/12
Ambient temperature	see explosion protection -50 °C on request (internal lubrication using silicone grease)	see explosion protection -45 °C on request (internal lubrication using silicone grease)
Mechanical data		
Version	Socket 8571/11	Socket 8581/31
Degree of protection	IP66 acc. to IEC/EN 60529	IP66 acc. to IEC/EN 60529
Enclosure material	polyamide, glass fibre reinforced	polyester, glass fibre reinforced
Switching handle	lockable in 0 and I position	padlockable in position 0 and I
Version	Plug 8571/12	Plug 8581/12
Degree of protection	IP66 acc. to IEC/EN 60529	IP66 acc. to IEC/EN 60529
Enclosure material	polyamide, glass fibre reinforced	polyamide

E3

Plugs and Sockets SolConeX & CES

Series 8570, 8571, 8575, 8581



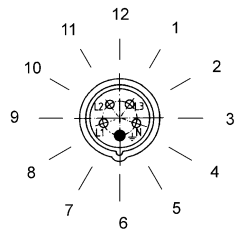
Technical Data

Mounting / Installation

	Socket 8571/11	Socket 8581/31
Version		
Connection Terminals		
Main contacts	2 x 2.5 ... 10 mm ² single-wire 2 x 2.5 ... 6 mm ² finely stranded	35 ... 150 mm ² (AWG 2/0 ... 300 kcmil) stranded, 50 ... 150 mm ² (AWG 1/0 ... 300 kcmil) finely stranded
Single conductor connection	--	35 ... 150 mm ² (AWG 2 ... 300 kcmil) stranded, 50 ... 150 mm ² (AWG 1/0 ... 300 kcmil) finely stranded
Multiple conductor connection	--	2 x 35 mm ² ... 2 x 50 mm ² (2 x AWG 2 ... 2 x AWG 1/0)
Cable entries		
Cable gland	1 x M32 x 1.5 (positioning on the top or at the side, according to the order)	1 x M63 x 1.5 (lateral positioning acc. to order possible)
Stopping plug	1 x M32 x 1.5	1 x M25 x 1.5, 1 x M63 x 1.5
Version		
Plug 8571/12		Plug 8581/12
Terminals	1 x 2.5 ... 10 mm ² finely stranded	35 mm ²
Cable entries	12 ... 28 mm cable diameter	30 ... 50 mm cable diameter

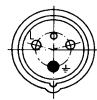
Arrangement of Earth Contact Sockets

Example:
Clock hour position,
Front view of socket



02395E00

Example:
Clock hour position



06190E00

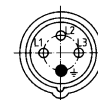
230 V = 6 h

Marking of connections
Front view of socket



06190E00

2 P + \perp
16 A



06556E00

3 P + \perp
16 ... 125 A



06555E00

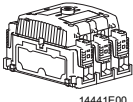
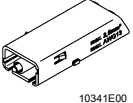
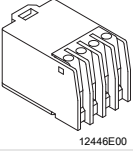

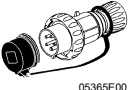
3 P + N + \perp
16 ... 125 A

Plugs and Sockets SolConeX & CES

Series 8570, 8571, 8575, 8581



Accessories and Spare Parts

Designation	Figure	Description	Art. no.	Weight kg
Switch 8581	 14441E00	8549/1-31L Load and motor switch	168776	4.720
Auxiliary contact 8570, 8571 (retrofitable)	 10341E00	for sockets Series 8570 and 8571		
		1 NO	150682	0.125
		1 NC	150680	0.125
		1 NO, gold contact	150686	0.125
Auxiliary contact 8581	 12448E00	1 NC, gold contact	150684	0.125
		2 NC contacts (8080/1-3) ²⁾	168356	0.026
		1 NC contact + 1 NO contact (8080/1-1) ¹⁾	168351	0.026
		2 NO contacts (8080/1-4) ²⁾	168353	0.026
		The switching function of the auxiliary contact depends on the installation slot used, see chapter "Technical Data".		
Additional terminal block	 04911E00		151307	0.008
Protective cap	 05368E00	for plug 16 A 3 pole not for extra-low voltage version	150496	0.043
		for plug 16 A 4 pole	150510	0.049
		for plug 16 A 5 pole	150520	0.056
		for plug 32 A 4 pole	150856	0.070
		for plug 32 A 5 pole	150865	0.077
		for plug 125 A 4/5 poles	153730	0.120

We reserve the right to make alterations to the technical data, dimensions, weights, designs and products available without notice. The illustrations cannot be considered binding.

E3